

# Infra Red LED Lamp

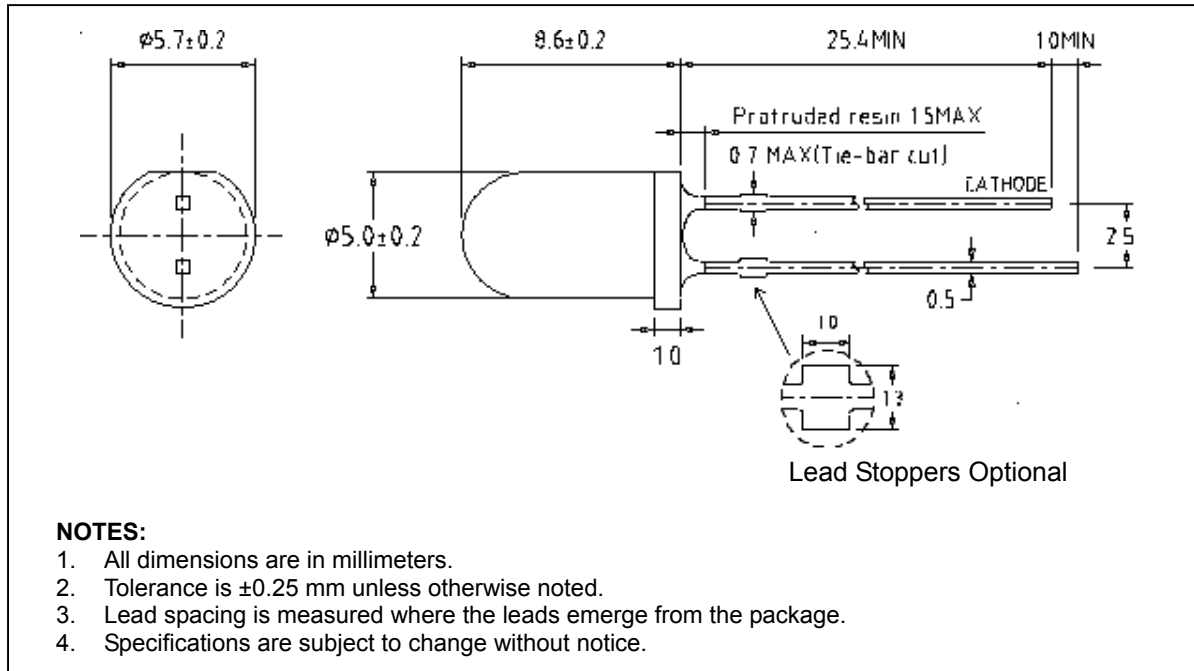
5mm Through-Hole Package

## BL-L9IR5N30C series

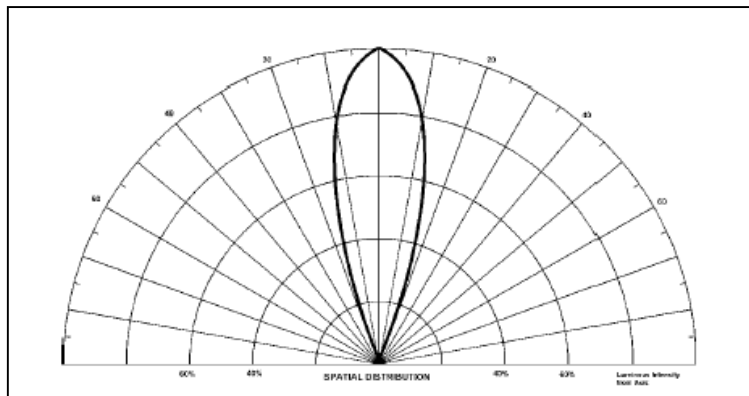


FEATURES	APPLICATIONS
<ul style="list-style-type: none"> <li>• High Output IR LED (940nm <math>\lambda_p</math>).</li> <li>• AlGaAs on GaAs die.</li> <li>• 5mm round resin mold.</li> <li>• Water Clear Lens.</li> <li>• Wide viewing angle (30°).</li> </ul>	<ul style="list-style-type: none"> <li>• Remote Control</li> <li>• Smoke Alarms</li> <li>• IrDA</li> <li>• Communications.</li> <li>• Signal transfer.</li> </ul>

### PACKAGE OUTLINE DIMENSIONS:



### BEAM RADIATION PATTERN



# Infra Red LED Lamp

5mm Through-Hole Package

## BL-L9IR5N30C series



### ABSOLUTE MAXIMUM RATING (at $T_A = 25^\circ\text{C}$ )

Parameter	Symbol	Value	Unit
Continuous Forward Current	$I_F$	50	mA
Peak Forward Current (1/10 Duty Cycle @ 1Khz)	$I_{Fp}$	1.2	A
Power Dissipation	$P_d$	70	mW
Reverse Voltage	$V_R$	5.0	V
Operating Temperature	$T_{opr}$	-40 to +85	$^\circ\text{C}$
Storage Temperature	$T_{stg}$	-45 to +100	$^\circ\text{C}$
Lead Soldering Temperature (1.6mm (0.063") from body)	260 $^\circ\text{C}$ for 3 seconds		

### ELECTRICAL / OPTICAL CHARACTERISTICS (at $T_A = 25^\circ\text{C}$ )

Parameter	Symbol	Min	Typ	Max	Unit
Forward Voltage	$I_F = 20\text{ mA}$ $V_F$		1.2	1.4	V
Radiant Intensity	$I_F = 20\text{ mA}$ $I_e$	5.75	8.0	10.8	mW/sr
Peak Wavelength	$I_F = 20\text{ mA}$ $\lambda_p$	930	940	950	nm
Spectrum Radiation Bandwidth	$I_F = 20\text{ mA}$ $\Delta\lambda$		46		nm
Viewing Angle	$2\theta_{1/2}$	25	30	35	deg
Reverse Voltage	$I_R = 100\ \mu\text{A}$ $V_R$	5			V
Optical Rise Time	$I_F = 20\text{ mA}$ $T_R$		11		nS
Optical Fall Time	$I_F = 20\text{ mA}$ $T_F$		7		nS

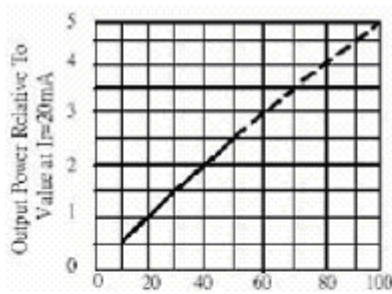
# Infra Red LED Lamp

5mm Through-Hole Package

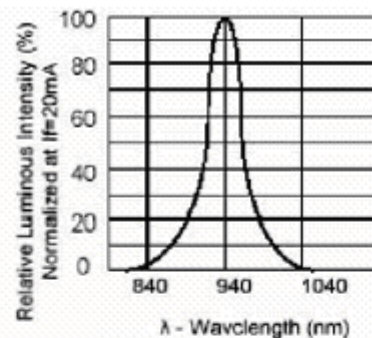
**BL-L9IR5N30C series**



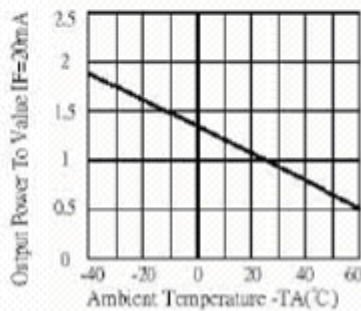
## TYPICAL ELECTRICAL CHARACTERISTICS CURVES (at 20 mA DC / T<sub>A</sub> = 25°C)



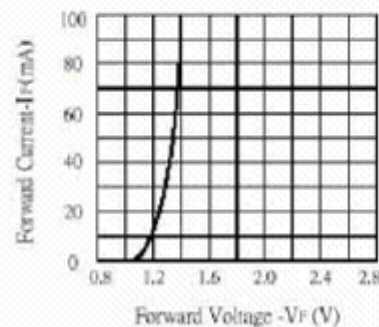
**RELATIVE LUMINOUS INTENSITY  
Vs. FORWARD CURRENT**



**RELATIVE LUMINOUS INTENSITY  
Vs. WAVELENGTH**



**LUMINOUS INTENSITY  
Vs. AMBIENT TEMPERATURE**



**FORWARD CURRENT  
Vs. FORWARD VOLTAGE**

### **GENERAL NOTES:**

1. Radiant Intensity ( $I_e$ ), a radiometric measurement, is obtained by measuring with a sensor and filter combination (spectroradiometer) and is the portion of the energy emitted by the LED lamp within a 3° solid angle in the optical axis.
2. Radiant Intensity measurement uncertainty is +/- 15% due to test procedures and equipment variations.
3.  $\theta_{1/2}$  is the off-axis angle at which the luminous intensity is half the axial luminous intensity. Tolerance +/- 5°.
4. Peak wavelength measurement uncertainty is +/- 0.05 due to variations.
5. Caution for ESD: Static Electricity and surges can damage the LED. It is recommended using a wristband or anti-electrostatic glove when handling the LED. All devices, equipment and machinery must be properly grounded.
6. Do not apply excess mechanical stress to the leads, especially when heated or while soldering.

# Infra Red LED Lamp

5mm Through-Hole Package

## BL-L9IR5N30C series



### PRODUCT CODE BREAKDOWN

